



Environmental Product Declaration Action Plan - ProMar® 200 HP Zero VOC

ProMar® 200 HP Zero VOC Interior Acrylic is made for commercial or light industrial jobs because of its high-performance durability, abrasion resistant formula, and outstanding hide. This product has zero VOCs and is MPI® compliant in key categories, including High Performance Architectural. ProMar® 200 HP Zero VOC Interior Acrylic complies with LEED® v4 Emissions Testing and is GREENGUARD Gold Certified.



For additional information, please visit www.sherwinwilliams.com.

Program Operator	NSF Certification LLC ncss@nsf.org	
Manufacturer	The Sherwin-Williams Company sustainability@sherwin.com	
Declared Product	ProMar® 200 HP Zero VOC	
Product Description	Architectural Coatings – Interior Coatings	
Environmental Product Declaration (EPD) Information		
Baseline Life Cycle Assessment/Environmental Product Declaration	ProMar® 200 HP Zero VOC	
EPD Declaration Number and link to publicly available document	EPD10555	
Link to available EPDs	https://www.nsf.org/certified-products-systems	
EPD Date of Issue	March 29, 2021	
EPD Type	Product-specific Type III EPD	
EPD Reference PCR	PCR for Architectural Coatings	
EPD Scope	Cradle-to-Grave	
LCA Software Used	GaBi (10.0.0)	
Functional Unit	1m ² of covered and protected substrate for a period of 60 years (the assumed average lifetime of a building)	
The PCR review was conducted by	Thomas P. Gloria, Ph. D. Industrial Ecology Consultants t.gloria@industrial-ecology.com	
The EPD was independently verified by NSF Certification LLC in accordance with ISO 21930 and ISO 14025. <input type="checkbox"/> Internal <input checked="" type="checkbox"/> External	Jack Geibig – EcoForm jgeibig@ecoform.com	
This life cycle assessment was independently verified in accordance with ISO 14044 and the reference PCR by	Jack Geibig – EcoForm jgeibig@ecoform.com	
Environmental Product Declaration Action Plan (EPD AP) Information		
Action Plan Declaration Number	EPDAP102	
Action Plan Issue Date	August 8, 2023	
Action Plan Expiration Date	August 8, 2026	
LCA Software Used	GaBi (Most Recent Version)	
LCA Data sets	See Table 2	
Manufacturing Location(s)	Various Plants Throughout the United States	
Scope of Steps Identified in Action Plan	Cradle-to-Grave	
Is this Action Plan applicable to all products listed in the corresponding LCA or EPD, or only a subset?	All products listed in baseline EPD.	
Summary of Largest Life Cycle Impacts identified in the Analysis	Stage 1 represented the highest impact across all impact categories observed. Raw Material selection was the primary driver of the Stage 1 impacts. <i>See section “Dominance Analysis and Impact Areas Targeted for Reduction”</i>	
Description of the Impact Areas Targeted for Reduction	The areas of focus will be raw material substitution and/or enhancement of product performance. Carbon footprint (GWP) will be the principal improvement target for the products disclosed herein.	
Milestones for improvements	See section <i>“Strategy, Timeline, and Specific Steps”</i>	
Goal GWP Reduction	>5%	
Prepared By	The Sherwin-Williams Global Sustainability Group sustainability@sherwin.com	

Purpose

This shall serve as the action plan eligible for credit under LEED v4.1 (BPDO credit - Option 2) for the optimization of the environmental footprint of the **ProMar® 200 HP Zero VOC** product line, manufactured by The Sherwin-Williams Company. This document is an updated version of the previously published Environmental Product Declaration Action Plan for the **ProMar® 200 HP Zero VOC** product line. Due to COVID-19 and the subsequent supply chain disruption the timeline presented was no longer achievable. That timeline has been reevaluated and updated plan presented in this document.

Sherwin-Williams has a comprehensive Life Cycle Assessment (LCA) program that it utilizes to benchmark and optimize the environmental footprint of its products. To see a listing of Sherwin-Williams Environmental Product Declarations (EPD), which may be used as baseline document for EPD/LCA Action Plans, please visit:

<https://info.nsf.org/Certified/Sustain/listings.asp?ProdCat=EPD>.

Overview of LCA/EPD

To ensure that this optimization process is as accurate as possible, the following information about the LCA/EPD will be considered and is disclosed below. This ensures that any enhancement of the product is because of an actual improvement in the LCIA results to the best of Sherwin-Williams' knowledge. Additionally, both the original and updated formulations shall be assessed using the same version of the LCA software and LCI databases to ensure consistency. Per LEED requirements, any claimed improvement must clearly be linked to a specific formulation and/or supply chain improvement as opposed to an LCI update. However, limitations in LCA still exist and these are further discussed in the limitations section.

Note: Values reported in this document relate to the design/technical life of the product¹. The design/technical life include the performance quality of a coating which is an area where improvements can be made which can influence the Global Warming Potential of the product and/or other impact categories.

Table 1. Baseline EPD Cradle to Grave LCIA Impacts per Formula.

Formula	Technical Lifetime	Product Performance (per PCR)	GWP Inc Bio Carb (kg CO2e)	GWP Exc Bio Carb (kg CO2e)	Acidification (kg SO2e)	Eutrophication (kg N e)	Ozone Depletion (kg CFC -11e)	Smog Formation (kg O3e)
B41W01950	15 years	High Quality	0.93	0.94	1.02E-02	9.06E-04	3.67E-08	4.01E-02
B41W01951	15 years	High Quality	1.25	1.25	1.06E-02	9.22E-04	3.67E-08	4.10E-02
B41W01953	15 years	High Quality	1.07	1.08	4.29E-03	4.00E-04	1.65E-08	2.73E-02
B41T01954	15 years	High Quality	1.22	1.22	2.40E-03	3.94E-04	1.51E-08	2.49E-02
B20W01950	15 years	High Quality	0.94	0.94	1.03E-02	9.32E-04	3.80E-08	4.05E-02
B20W01951	15 years	High Quality	0.94	0.94	1.03E-02	9.32E-04	3.80E-08	4.05E-02
B20W01953	15 years	High Quality	1.07	1.08	4.30E-03	4.56E-04	1.62E-08	2.75E-02
B20T01954	15 years	High Quality	1.17	1.18	2.30E-03	3.86E-04	1.31E-08	2.28E-02
B31W01950	15 years	High Quality	1.04	1.04	1.20E-02	9.21E-04	3.91E-08	4.51E-02
B31W01951	15 years	High Quality	1.00	1.00	9.05E-03	9.56E-04	4.23E-08	4.28E-02
B31W01953	15 years	High Quality	1.24	1.25	5.28E-03	6.52E-04	2.55E-08	3.52E-02
B31T01954	15 years	High Quality	1.39	1.39	3.13E-03	7.11E-04	2.63E-08	3.31E-02

Other key assumptions include

- The total transportation distance: 1197 miles.
- These products are manufactured at locations across the United States.
- Energy required for manufacturing is 0.16 MJ/kg of product.

¹ See Architectural Coatings PCR for definitions.

Table 2. Overview of Databases used in LCA Models for Optimized LCA/EPD.

Database	Comments
Sherwin-Williams	Primary source data taken as an average monthly value over a 12-month average of relevant year at the time of LCA calculations during action plan implementation.
Sphera/GaBi	DB Version 10.0.0 (or most recent available at the time of LCA calculations during action plan implementation)
ecoinvent	Version 3.3 – (or most recent version available in GaBi at the time of LCA calculations during action plan implementation)
CEPE LCI	Most recent version of industry LCI. Last updated in 2020. (Or most recent version available in GaBi at the time of LCA calculations during action plan implementation)

Dominance Analysis and Impact Areas Targeted for Reduction

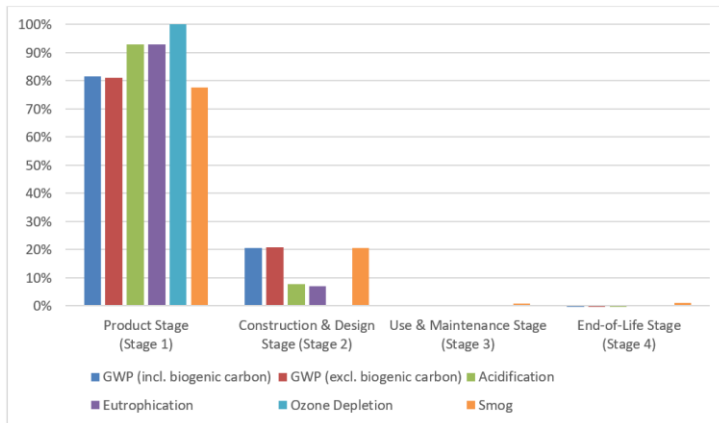


Figure 1. Impact Category Results Breakdown for Average ProMar 200 HP Formulation

Results indicate that Stage 1 represented the highest impact across all impact categories observed. As can be seen in Figure 1 and Table 3 above, Stage 1 accounted for 80%-90% of the products' overall GWP impact. Stage 1 included activities such as raw material extraction and processing, raw material transport, packaging raw material extraction and processing, packaging raw material transport, coating manufacturing, and filling packaging with coating. Raw Material selection was the primary driver of the Stage 1 GWP impact across all **ProMar® 200 HP Zero VOC** bases reviewed in this analysis as noted in Table 3. Specifically looking at raw material impact, titanium dioxide and the primary resin were responsible for the largest contribution to the impact results across all impacts categories.

Given the relevance of the raw materials in the overall footprint of the product, **the areas of focus will be raw material substitution and/or enhancement of product performance.** Since **carbon footprint (GWP) is the primary focus for LEED EPD optimization, it shall be the principal improvement target for Sherwin-Williams,** although burden shifting will still be avoided whenever possible. This product will be assessed to see if material substitutions may be possible without compromising performance or if performance can be improved (i.e. longer lifetime or achieving better coverage) without significantly increasing environmental footprint. Additionally, supply chain enhancements (transportation distance, electricity consumption) will be considered as well.

It is important to note that any subsequent improvements of a formula shall only be compared against the same base type. For example, an improvement of a flat formulation shall only be compared against the baseline flat EPD results and not against any other base type to ensure consistency.

Table 3. GWP Breakdown per Stage. Stage 1 GWP further broken down by process.

	GWP (kg CO2e)
Stage 1	80%-90%
Stage 2	9%-16%
Stage 3	0%
Stage 4	-2%-0%

Stage 1	GWP (kg CO2e)
Raw Materials	70%-90%
Manufacturing	5%-15%
Packaging	5%-20%

Limitations

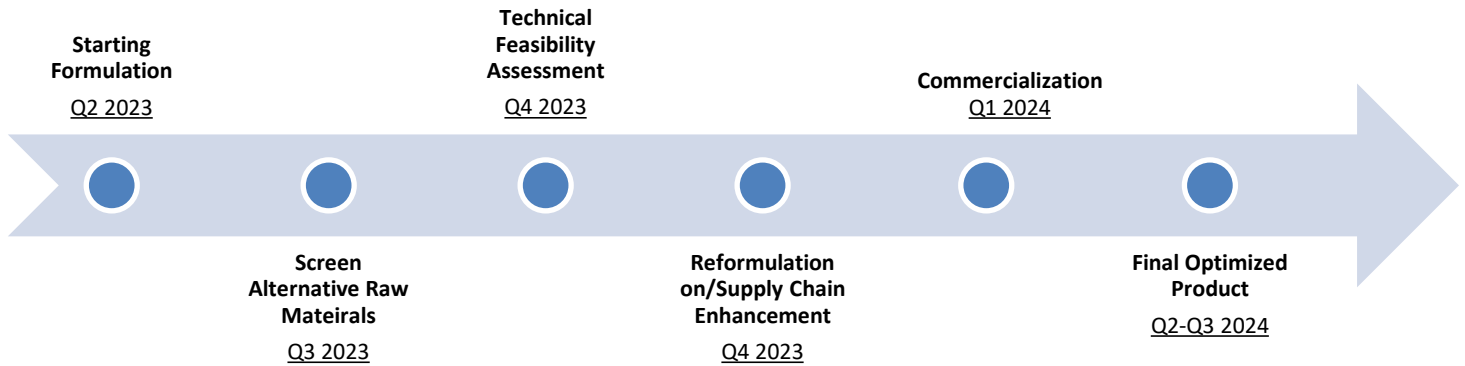
It is important to consider the limitations of LCA when reviewing an EPD, this action plan, or any optimized EPD as a result of an action plan. EPDs currently are limited to midpoint LCA indicators, meaning that they only consider potential impacts as opposed to specifically determining environmental damage at a specific site or region. Additionally, LCA does not have a measure of true uncertainty and its results are changing constantly.

Sherwin-Williams will use the best available data and resources when conducting its assessments and will ensure that any Optimized EPD meets the relevant ISO comparability requirements. However, any LCAs or EPDs shall not be used as a comparative assertion or overall superiority claim per ISO requirements.

Strategy, Timeline, and Specific Steps

Sherwin-Williams has internal processes for assessing product performance using specific ASTM test methods and the environmental footprint using LCA. Tools have been developed to allow formulations to be assessed early in the development process to ensure burden shifting does not occur. The implementation of Sustainability by Design across the enterprise serves as our proactive, foundational process to aid the growth of our “sustainably advantaged products” portfolio.

The estimated timeline for this optimization is shown in the figure below. If at any point it becomes clear that an optimization is not possible because of technical limitations, this action plan shall be taken down by Sherwin-Williams or the Program Operator. Additionally, if any significant delays occur, the timeline shall be updated to reflect this. The Program Operator shall check to see if the timeline is on target at least once per year.



<p>Starting formulation - Q2 2023</p> <ul style="list-style-type: none"> •Review current formula and identify high impact raw materials.
<p>Screen Alternative Raw Materials - Q3 2023</p> <ul style="list-style-type: none"> •Assess raw material options using internal tools.
<p>Technical Feasibility Assessment - Q4 2023</p> <ul style="list-style-type: none"> •Lab reviews formula to determine if reformulation effort is achievable.
<p>Reformulation/Supply Chain Enhancement - Q4 2023</p> <ul style="list-style-type: none"> •Lab development of the formula and assurance that it can be manufactured on a larger scale.
<p>Commercialization - Q1 2024</p> <ul style="list-style-type: none"> •Mass production of the formula to support product launch.
<p>Final Optimized Product - Q2-Q3 2024</p> <ul style="list-style-type: none"> •Anticipated target GWP reduction: >5%

The information contained in this action plan is accurate to the best of Sherwin-Williams' knowledge at the time of writing and will be appropriately revised if it becomes outdated or is no longer applicable.

Steve Wiezorek
Senior Marketing Vice President – Product Innovation
sustainability@sherwin.com