

# INVASIVE TUNICATE IDENTIFICATION

## Colonial Tunicate

*Didemnum* species

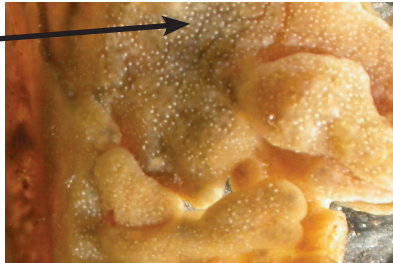


- Creamy yellow- to tan-colored colonial invertebrate, resembling a sponge
- Young colonies are flat and thin. As the colonies mature, they spread over larger areas. Mature colonies may have long ropey or beardlike lobes
- Prefers hard, artificial or disturbed underwater surfaces, such as buoys, pilings, vessel hulls and rock walls

*Distinguishing features:* small, white dots and pinhole-sized pores on the tunicate's surface.


### Colonial Tunicate:

- White-dotted surface
- Less conspicuous, smaller-sized pores



### Sponge (for comparison)

- Uniform, spongy surface
- Distinctive large pores



## Colonial Tunicate

*Didemnum* species

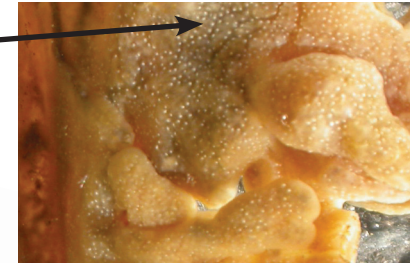


- Creamy yellow- to tan-colored colonial invertebrate, resembling a sponge
- Young colonies are flat and thin. As the colonies mature, they spread over larger areas. Mature colonies may have long ropey or beardlike lobes
- Prefers hard, artificial or disturbed underwater surfaces, such as buoys, pilings, vessel hulls and rock walls

*Distinguishing features:* small, white dots and pinhole-sized pores on the tunicate's surface.

### Colonial Tunicate:

- White-dotted surface
- Less conspicuous, smaller-sized pores



### Sponge (for comparison)

- Uniform, spongy surface
- Distinctive large pores




## Club Tunicate

*Styela clava*

- Reddish-brown- to tan-colored solitary, stalked tunicate
- Grows and reproduces rapidly, forming dense communities
- Up to 15 centimeters in length
- Prefers artificial or disturbed underwater surfaces in protected bays and inlets with good water flow

*Distinguishing features:* long, club-shaped body, tapering to a thin stalk at base; two large siphons; purple stripes on siphons.



As a general rule, leave both of these non-native tunicates alone, avoiding any measures that might unintentionally further their spread. Instead, report any sightings or share the results of a survey dive by calling Washington Sea Grant Program by phone, 206.543.6600 or on the web at [www.wsg.washington.edu](http://www.wsg.washington.edu), click on “New”, go to “Quick Links” and choose “Invasives.”



Washington Sea Grant Program  
University of Washington  
3716 Brooklyn Avenue N.E.  
Seattle, WA 98105-6716  
206.543.6600  
206.685.0380 fax

Photo Credits: *Didemnum* species (top two photos), Gretchen Lambert; Bottom *Didemnum* species, Stachowicz Lab. Sponge, WSGP; *Styela clava*, Stachowicz Lab. A Washington Sea Grant Program publication This report is published in part by Grant #NA76RG0119, Project A/PC-5, from the National Oceanic and Atmospheric Administration to Washington Sea Grant Program, University of Washington. The views expressed herein are those of the author(s) and do not necessarily reflect the views of NOAA or any of its subagencies. No part of this publication may be reproduced except with written permission from the publisher. Contact Washington Sea Grant Program. © 2005 University of Washington WSG-AS 05-03 05/05

centimeters

## Club Tunicate

*Styela clava*

- Reddish-brown- to tan-colored solitary, stalked tunicate
- Grows and reproduces rapidly, forming dense communities
- Up to 15 centimeters in length
- Prefers artificial or disturbed underwater surfaces in protected bays and inlets with good water flow

*Distinguishing features:* long, club-shaped body, tapering to a thin stalk at base; two large siphons; purple stripes on siphons.



As a general rule, leave both of these non-native tunicates alone, avoiding any measures that might unintentionally further their spread. Instead, report any sightings or share the results of a survey dive by calling Washington Sea Grant Program by phone, 206.543.6600 or on the web at [www.wsg.washington.edu](http://www.wsg.washington.edu), click on “New”, go to “Quick Links” and choose “Invasives.”



Washington Sea Grant Program  
University of Washington  
3716 Brooklyn Avenue N.E.  
Seattle, WA 98105-6716  
206.543.6600  
206.685.0380 fax

Photo Credits: *Didemnum* species (top two photos), Gretchen Lambert; Bottom *Didemnum* species, Stachowicz Lab. Sponge, WSGP; *Styela clava*, Stachowicz Lab. A Washington Sea Grant Program publication This report is published in part by Grant #NA76RG0119, Project A/PC-5, from the National Oceanic and Atmospheric Administration to Washington Sea Grant Program, University of Washington. The views expressed herein are those of the author(s) and do not necessarily reflect the views of NOAA or any of its subagencies. No part of this publication may be reproduced except with written permission from the publisher. Contact Washington Sea Grant Program. © 2005 University of Washington WSG-AS 05-03 05/05

centimeters