



NATIONAL SCIENCE FOUNDATION

FY 2008 Budget, Performance, and Financial Snapshot

Who We Are

Mission. The National Science Foundation (NSF) Act of 1950 (Public Law 81-507) sets forth NSF's mission: To promote the progress of science; to advance the national health, prosperity, and welfare; to secure the national defense. To carry out this mission, NSF supports basic research and education across all fields of science and engineering and at all levels of education. See NSF's Strategic Plan at www.nsf.gov/publications/pub_summ.jsp?ods_key=nsf0648.

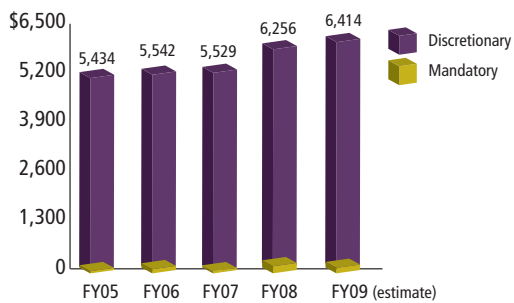
Organization. NSF's organization reflects the major fields of science and engineering. These include biological sciences, computer and information science and engineering, engineering, geosciences, mathematics and physical sciences, and social, behavioral, and economic sciences. NSF also carries out specific responsibilities for education and human resources, cyberinfrastructure, international science and engineering, and polar programs. The 24-member National Science Board establishes the overall policies of the Foundation. NSF's organization chart can be found at www.nsf.gov/staff/orgchart.jsp.

Personnel. The NSF workforce includes over 1,300 full-time staff as well as about 150 temporary appointees under the Intergovernmental Personnel Act. For information about employment opportunities, see www.nsf.gov/about/career_opps/ and www.usajobs.opm.gov.

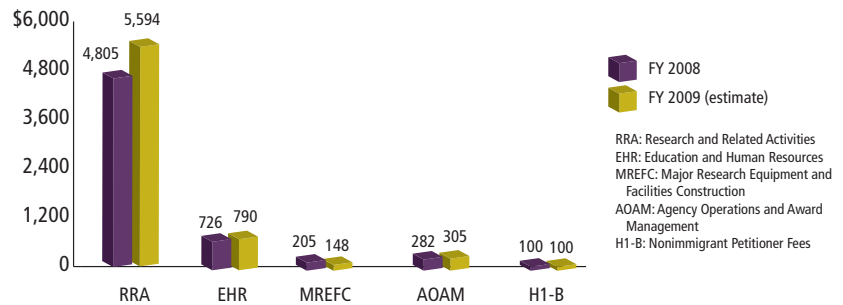
Budgetary Resources. FY 2008 appropriations totaled \$6,127.5 million or \$20 per capita.

Budget Snapshot

TOTAL SPENDING
(\$ in millions)



TOP 5 PROGRAMS BY BUDGET
(\$ in millions)



Performance Snapshot

Accomplishments. In FY 2008, the NSF received over 44,400 grant proposals and made 11,162 new awards, mostly to individual investigators or small groups of investigators at nearly 1,900 colleges, universities, and other public and private institutions throughout the United States. Ninety percent of NSF's funding was allocated through a merit-based review process that is recognized throughout government as the exemplar for effective and efficient use of public funds, with 248,000 proposal reviews conducted. Results reported by NSF-supported investigators can be found at www.nsf.gov/discoveries.





Challenges. NSF is pursuing changes in a number of areas in order to stay focused on the frontiers of science and engineering: (1) Establishing new funding mechanisms and providing additional guidance for the merit review process to enhance its ability to identify and support research that is potentially transformative. (2) Investing in technology to support program oversight and management. For example, the recently launched *Research.gov* portal provides a menu of grants management services tailored to the needs of the research community. (3) Addressing increased proposal pressure. The competition for NSF funds has always been intense and has grown more so in recent years. To address this challenge, NSF is pursuing a variety of approaches that balance trade-offs between keeping the proposal workload at a productive and manageable level—for both NSF and the applicant community—and encouraging the free flow of ideas to NSF.

Financial Snapshot

Clean Opinion on Financial Statements	Yes
Timely Financial Reporting	Yes
Material Weaknesses	0
Improper Payment Rate	Not applicable*
Total Assets (in millions)	\$9,055
Total Liabilities (in millions)	\$555
Net Cost of Operations (in millions)	\$5,944

*NSF has moved to a 3-year reporting cycle for improper payments because of its low improper payments and the establishment of a robust post-award monitoring program. In FY 2005, NSF's improper payments rate was 0.093 percent.

Summary of NSF Operations and Performance Ratings for FY 2008

STRATEGIC GOALS	FY 2008 PERFORMANCE RESULTS PER STRATEGIC GOAL			BUDGET PER STRATEGIC GOAL (\$ in millions)		
	<ul style="list-style-type: none"> ■ Met/Exceeded ■ Not met but improved over prior years ■ Not met ■ Data not yet available 					
DISCOVERY Foster research that will advance the frontiers of knowledge, emphasizing areas of greatest opportunity and potential benefit, and establish the nation as a global leader in fundamental and transformational science and engineering.				FY 2008 Actuals: \$3,285 million		
PERFORMANCE MEASURE	2006 RESULTS	2007 RESULTS	2008 TARGET	2008 RESULTS	2008 RESULTS	2009 TARGET
Demonstrate significant achievement according to an independent assessment by the NSF Advisory Committee for GPRA Performance Assessment.	Achieved	Achieved	To achieve	Achieved	Met	To achieve
LEARNING Cultivate a world-class, broadly inclusive science and engineering workforce and expand the scientific literacy of all citizens.				FY 2008 Actuals: \$847 million		
PERFORMANCE MEASURE	2006 RESULTS	2007 RESULTS	2008 TARGET	2008 RESULTS	2008 RESULTS	2009 TARGET
Demonstrate significant achievement according to an independent assessment by the NSF Advisory Committee for GPRA Performance Assessment.	Achieved	Achieved	To achieve	Achieved	Met	To achieve
RESEARCH INFRASTRUCTURE Build the nation's research capability through critical investments in advanced instrumentation, facilities, cyberinfrastructure, and experimental tools.				FY 2008 Actuals: \$1,590 million		
PERFORMANCE MEASURE	2006 RESULTS	2007 RESULTS	2008 TARGET	2008 RESULTS	2008 RESULTS	2009 TARGET
Demonstrate significant achievement according to an independent assessment by the NSF Advisory Committee for GPRA Performance Assessment.	Achieved	Achieved	To achieve	Achieved	Met	To achieve
STEWARDSHIP Support excellence in science and engineering research and education through a capable and responsive organization.				FY 2008 Actuals: \$362 million		
PERFORMANCE MEASURE*	2006 RESULTS	2007 RESULTS	2008 TARGET	2008 RESULTS	2008 RESULTS	2009 TARGET
For 70 percent of proposals, be able to inform applicants whether their proposals have been declined or recommended for funding within 6 months of deadline or target date, or of receipt of data, whichever is later.	78%	75%	70%	76%	Met	70%

*This measure was selected from a number of performance measures aimed at the specific strategic goal. For further information about NSF's performance and accountability results, see NSF's *FY 2008 Annual Financial Report (AFR)*. The AFR is available at www.nsf.gov/publications/pub_summ.jsp?ods_key=nsf0902. The APR will be available January 2009 on NSF's performance and budget website at www.nsf.gov/about/performance/.